









Geography And First nations' ways of life

 Introduction	 Task	 Process	 Resources
 Evaluation	 Conclusion	 Outcomes	 Support Materials



Introduction:

Every August the city of Ottawa hosts a Folk Festival to celebrate the rich and diverse cultural groups in Canada. Each year the organizers highlight several different ethnic groups to showcase at the entrance to the festival. Next year the entrance space will celebrate the rich and unique cultures of Canada's First Nations in this location. As space at the entrance is limited, the organizers will choose one nation from each of the four First Nations cultural groups based on regions.



Task:

Your task is to develop a proposal for one nation to present to the festival organizers so that you may secure a spot at the Folk Festival entrance. You will become experts in all aspects of the nation you represent. Then you will decide which activities will best represent your nation and would be appropriate for an exhibit at the Folk Festival.

At the end of the project you will listen to the presentations to gain a deeper understanding of how each region affected the First Nations who lived within them.

Geography Expert

<http://www.thecanadianencyclopedia.com/index.cfm?PgNm=TCE&Params=A1ARTA0006275>
http://hrsbstaff.ednet.ns.ca/phillie/InternationalExchange/Canada/Physical%20Regions/Physical_Regions/index.htm
<http://www.thecanadapage.org/Regions.htm>
<http://web2.uwindsor.ca/edfac/student/griff-3.htm>

1. What are the physical characteristics of the region where your nation lived? Describe them in detail.
2. Where did your nation live? Describe and illustrate the location on a map.
3. What vegetation can be found in this area? Find examples.
4. What animal life was important to your nation? Why?
5. How did the climate of the region affected the culture of the nation?

Food Expert

<http://www.nativetech.org/recipes/index.php>
<http://www.aboriginalcanada.gc.ca/acp/site.nsf/eng/ao35296.html>
http://www.ecokids.ca/pub/eco_info/topics/first_nations_inuit/food.cfm

1. What types of food did your nation consume?
2. What tools did they use to acquire this food?
3. Try to find recipes for the types of food that were popular with your group.
4. How did the type of food that your nation consumed relate to the geographic area where they lived?

Clothing Expert

<http://www.aboriginalaffairs.gov.on.ca/english/kids/learn/clothing.asp>
<http://www.saskschools.ca/~gregory/firstnations/clothing.html>

1. What type of clothing did members of your nation wear? Give examples.
2. What types of materials were used to make these clothes? From where did these materials come?
3. What type of head gear was worn by both men and women? Give examples.
4. Was the clothing used by your nation functional, decorative or both? Give examples of how clothes were decorated and what the symbols meant.
5. Locate some examples of the clothing made by your nation. Write down the exact location of the examples (page numbers and URLs) so that you can share these examples.

Storytelling Expert

<http://www.aboriginalcanada.gc.ca/acp/site.nsf/eng/ao04580.html>
http://www.ucalgary.ca/applied_history/tutor/firstnations/
<http://www.thecanadianencyclopedia.com/index.cfm?PgNm=TCE&Params=A1ARTA0009249>
<http://www.saskschools.ca/~gregory/firstnations/beliefs.html>

1. Find examples of legends from the nation you are researching.
2. What are some important spiritual features of your nation as illustrated in the legend?
3. What are some of the rituals that your nation performed? Describe them in detail.
4. Did your nation use music and dance in their rituals? If so, how?
5. Read one of the stories from the nation and prepare to tell it at the Folk Festival. Note how the story reflects the environment in which your nation lived.

Shelter Expert

<http://www.kstrom.net/isk/maps/houses/housingmap.html>
<http://www.aboriginalcanada.gc.ca/acp/site.nsf/eng/ao04578.html>
<http://www.saskschools.ca/~gregory/firstnations/tipi.html>
http://www.ecokids.ca/pub/eco_info/topics/first_nations_inuit/shelter.cfm

1. What type of shelter did your nation build? How did they build these shelters?
2. What types of materials and tools were used to make these shelters?
3. Describe the physical features of the location of these shelters.
4. Describe the type of settlements, if any, that your nation built. Did they build towns or cities, or did they live in smaller groups?
5. Locate some examples of the shelters made by your nation. Write down the exact location (page numbers or URLs) so that you can share these examples with your group.

Arts and Crafts Expert

http://www.kstrom.net/isk/art/art_can.html
<http://www.aboriginalartonline.com/culture/symbols.php>
<http://www.indianheadfirstnations.com/ceremonies.htm>

1. What type of art or crafts did your nation use? Describe examples, and copy the URL.
2. What types of materials were used to make these crafts?
3. Research ways in which your nation may have used music. Explain it.
4. Locate some examples of the arts and crafts made by your nation. Write down the exact location (page numbers or URLs) so that you can share these examples with your group.

Step Four: Information Sharing

To prepare for sharing your information in a manner that does not overwhelm the rest of your group, decide on the 3 most important pieces of information you found out that makes the nation you researched unique. Meet with the other experts in your group to share your key information. Use the [Information Sharing Template](#) to record your information, and ensure your group members understand that information. Discuss how the geography of the region influenced the different aspects of the culture.

Step Five: Prepare Your Presentation

Working with your group,

- decide what information you want to be part of your presentation (include how the geography influenced culture)
- create your display and presentation (your presentation may take the form of a PowerPoint, Photo Story, oral presentation with a visual display or a written report/proposal with a visual display)
- create a timeline for completing these activities

Use the [Checklist](#) below to guide your work.

Step Six: Rehearse and Present

Practice your presentation with your group. Make sure your visual display is located so the audience can see it.

Good Luck! Now is your chance to show your class how much you have learned about the culture you have studied.



(Click on arrows to return to top)

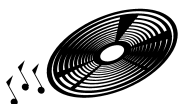


Conclusion:

Now that you have listened to each of the presentations, it's time to synthesize what you have learned. Indicate how the aboriginal cultures and ways of life are unique in each of the West Coast, Plains, Eastern Woodland, and Northern regions of Canada and how their geography makes them unique. Use the organizer, [Effect of Region on First Nations Cultures](#) template to complete this task.



(Click on arrows to return to top)



General Resources:



(click on push pin to return to step 3)

<http://www.aboriginalcanada.gc.ca/acp/site.nsf/eng/ao04584.html>

<http://www.firstvoices.ca/scripts/WebObjects.exe/FirstVoices.woa/wa/file>

<http://www.abheritage.ca/pasttopresent/>

http://www.ucalgary.ca/applied_history/tutor/firstnations/

<http://www.thecanadianencyclopedia.com/index.cfm?PgNm=HomePage&Params=A1> Enter your nation in the search area

<http://www.imagescanada.ca> you can use pictures from this website for educational purposes... copyright.



Evaluation. You will be assessed according to the following rubric.

Rubric for Conclusion

Level Criteria	Excellent	Proficient	Adequate	Limited
Explains unique ways of life (5.2.2.1, 5.2.2.2, 5.2.2.3)	Describes unique ways of life in a in a comprehensive manner	Describes unique ways of life in a in a thorough manner	Describes unique ways of life in a in a cursory manner	Describes unique ways of life in a in a incomplete or confusing manner
Draws and supports conclusions (5.S.7.3)	Synthesizes information to develop a perceptive conclusion on the effect of region on First Nations cultures. The conclusion is supported by significant evidence.	Synthesizes information to develop a convincing conclusion on the effect of region on First Nations cultures. The conclusion is supported by relevant evidence.	Synthesizes information to develop a plausible conclusion on the effect of region on First Nations cultures. The conclusion is supported by general evidence.	Synthesizes information to develop a vague conclusion on the effect of region on First Nations cultures. The conclusion is supported by weak evidence.
Works Collaboratively (5.S.5.3)	Purposefully listens to, shares with, and supports the efforts of others	Effectively listens to, shares with, and supports the efforts of others	Appropriately listens to, shares with, and supports the efforts of others	Little evidence that student listens to, shares with, and supports the efforts of others



(Click on arrows to return to top)



Outcomes

The following outcomes are addressed in this Webquest, though not all are summatively assessed. Those outcomes that are summatively assessed appear with bold faced numbers.

Knowledge and Understanding

5.2.2 examine, critically, the ways of life of Aboriginal peoples in Canada by exploring and reflecting upon the following questions and issues:

5.2.2.1 what do the stories of First Nations, Métis and Inuit peoples tell us about their beliefs regarding the relationship between people and the land? (I, CC, TCC, LPP)

5.2.2.2 how are the Aboriginal cultures and ways of life unique in each of the western, northern, central and eastern regions of Canada? (I, CC, TCC)

5.2.2.3 how were the natural environment and geography of each region of Canada determining

factors of the diversity among Aboriginal groups (e.g., languages, symbolism)? (LPP, TCC)

Cooperation, Conflict Resolution and Consensus Building

5.S.5.3 work collaboratively with others to achieve a common goal

Research for Deliberative Inquiry

5.S.7.3 draw and support conclusions, based on information gathered, to answer a research question

5.S.7.4 cite references as part of research

Communication

5.S.8.1 select appropriate forms of delivery for written and oral information, taking particular audiences and purposes into consideration


5.S.8.4 create visual images for particular audiences and purposes



(Click on arrows to return to top)



Support Materials

All Support materials are below. Click on the push pin  on each page to return to the section of the webquest which contains the instructions for that page.

Information Sharing Template 📌

Region Chosen _____

First Nations Cultural Group _____

<p style="text-align: center;"><u>Geography</u></p> <p>1. _____</p> <p>2. _____</p> <p>3. _____</p>	<p style="text-align: center;"><u>Food</u></p> <p>1.</p> <p>2.</p> <p>3.</p>
<p style="text-align: center;"><u>Clothing</u></p> <p>1.</p> <p>2.</p> <p>3.</p>	<p style="text-align: center;"><u>Storytelling</u></p> <p>1.</p> <p>2.</p> <p>3.</p>
<p style="text-align: center;"><u>Shelter</u></p> <p>1.</p> <p>2.</p> <p>3.</p>	<p style="text-align: center;"><u>Arts and Crafts</u></p> <p>1.</p> <p>2.</p> <p>3.</p>

Checklist 🍒

CATEGORY RESPONSIBILITY

Appearance

- Text areas and graphic areas are balanced.
- The words on the display are easy to read.
- The words on the display are spelled correctly.
- The graphics on the display are easy to see.
- The background does not compete with the text or graphics.
- Titles and headings are easy to distinguish from other text.

Resources

- I used three resources.
- I cited my resources.

Preparation

- I planned my time wisely to ensure access to needed materials.
- I thought about questions I needed to answer in my presentation.
- I thought about things I wanted to find for my presentation.
- I used feedback from others to refine my topic, subtopic, and details.
- I thought about what materials and equipment I would need for the presentation.
- I made a timeline of when major parts of the presentation would be done.

Organization

- I made an outline to organize my thoughts and ideas.
- My presentation was a clear explanation of a topic.
- My presentation had a clear answer to a research question.
- I organized my thoughts and ideas in a meaningful way.
- My organization was easy for others to follow.
- I included a meaningful title.
- I included an introduction.
- I included slides to support my main points and sub points.
- I included a conclusion slide.
- I used a Bibliography or Resources Used slide.

Media Use

- I used original art and effects in my presentation.
- The media I chose is related to the content of the presentation.
- The media I chose adds to the user's understanding of the presentation.
- My media does not distract the user.
- Media is balanced appropriately with text.

Effect of Region on First Nations Cultures 📌

Region of Canada	Geographic Features of Region	Unique features of First Nations Cultures Illustrate and explain
West Coast		
Plains		

Region of Canada	Geographic Features of Region	Unique features of First Nations Cultures Illustrate and explain
Woodland		
North		